



# TRENCHERS & EARTH DRILLS FOR MACHINES UP TO 50T

MACHINERY ATTACHMENTS EUROPE | [WWW.DIGGAEUROPE.COM](http://WWW.DIGGAEUROPE.COM)



**WE ARE DRIVEN TO MAKE YOU SUCCEED**  
WITH PROVEN EXPERTISE IN PROVIDING ATTACHMENT SOLUTIONS.





# A TRUSTED REPUTATION FOR DELIVERING QUALITY PRODUCTS THAT PERFORM

Founded in 1981 in Brisbane, Australia, Digga specialise in the design & manufacture of planetary gearboxes & machinery attachments for the earthmoving & construction industry. Digga have 5 company owned facilities around the world to ensure prompt and efficient service through our extensive professional global dealer network.

**DIGGA** is your trusted source for new machinery attachments for the earthmoving & construction equipment industry



# DIGGA MANUFACTURING – NOT JUST ASSEMBLERS WE ARE THE ORIGINAL MANUFACTURER



Europe - Berkshire, Hungerford

100% Privately owned, Digga is the largest manufacturer and exporter of planetary gearboxes for machinery attachments. Formed in 1981 by founder Stewart Wright, Digga pioneered pendulum drilling in Australia and today produce the largest range of compact high torque planetary drives for the pendulum drilling and attachment industry. As the largest attachment manufacturer in Australia, globally Digga specialises in drilling and trenching attachment solutions.

Not just an assembler, Digga is the original gearbox designer and manufacturer. Our products are built in-house to the highest of standards, offering the best product warranties in the industry.

As a multi-award winning company, recognised for our innovative approach to leading edge design and superior manufacturing quality, Digga is committed to providing total solutions worldwide for drilling and trenching.

Digga products are distributed by a dedicated professional dealer network. Local country manufacturing and professional support ensures fast and efficient service.

Our Europe factory boasts a state of the art 1,200sqm (13,000 sq ft) facility in Hungerford, Berkshire.

With 5 company owned manufacturing facilities around the world, Digga offers 24hr a day engineering support.

## OUR PHILOSOPHY

*Simply, to help our customers be successful.*

The trend these days is for companies to outsource to low cost countries. We endeavour to make an affordable product, but are not willing to sacrifice our goals, or our product quality.

**QUALITY  
SERVICE  
RELIABILITY  
GUARANTEED**

# DRILLING & TRENCHING MACHINERY ATTACHMENT SPECIALISTS SINCE 1981



## EARTH DRILLS

- For all machine types, diversify your Excavator, Tractor, Skid Steer, Backhoe plus more.
- The most comprehensive range to maximise your machine's performance.
- DIGGA planetary, powered by EATON hydraulic motors – Guaranteed performance.



## ACCESSORIES

- As a total solutions provider, DIGGA provide a comprehensive range of accessories to enhance performance and optimise your returns.
- Manufacturers of accessories - Diggalign, ECV, Torque measuring systems, hitches, frames, plus more.



## ROCK DRILLING

- Providing the right solutions for a variety of host machines. Choose from our multipurpose combination augers for all ground conditions, or dedicated rock augers for heavy duty rock drilling.



## TRENCHING

- Turning host machines into multipurpose, high return tool carriers.
- Quick attach, easy connection for Skid Steers, Excavators and Backhoes.
- High performance attachment with great return on investment.

# EARTH DRILLS

## THE DIGGA DIFFERENCE

### INTEGRATED SOLUTIONS

All valving and hoses are contained inside the hood, for optimum efficiency and protection of the equipment.

- Integrated Pressure Relief valve fitted standard on all DIGGA/BELL series motors.
- Pressure Relief valve mounted to all 2-Speed VIS and Radial Piston Motors.

### MORE COMPACT, LESS MAINTENANCE

No compromise in quality. Gears are precision machined from a high grade alloy steel, specifically formulated for the manufacturing of high performance gears.

A compact design allows for greater length under the drive, for augers or pile installation. Earth drills can go down the hole for added depth when drilling.

### HIGHEST SIDE LOAD RATINGS

More than double the side load capacity of any other gearbox on the market. Under torque load, the Digga two piece shaft design ensures there is no increased load on the bearings. The bearings do the job they were designed for, efficiently maintaining axial and side loading.

### 2 PIECE SHAFT DESIGN

The Digga shaft is a separate component to the planetary carrier, isolating the planetary gears from pushing, pulling, and bending forces generated by the machine.

- Highest shaft pullout rating in the industry, with heavy duty custom designed lock nut.
- Lifetime warranty on shaft pullout.

### EXTENSIVE WARRANTY

Digga offers industry leading warranty of up to 5 years for gearboxes, and 3 years for motor warranties on selected drives. Enjoy peace of mind when purchasing a Digga Earth Drill.



## THE MOST ADVANCED EARTH DRILL YOU HAVE EVER OWNED OR OPERATED

**NOT JUST AN ASSEMBLER, DIGGA IS THE ORIGINAL GEARBOX DESIGNER  
AND MANUFACTURER - OUR CORE EXPERTISE IS 1,000 NM – 500,000 NM  
AND EVERYTHING IN BETWEEN**

POWERED BY



# 2-SPEED EARTH DRILLS

WHY CHOOSE A 2-SPEED DRIVE OVER A SINGLE SPEED

## ESSENTIALLY 2 DRIVE UNITS IN ONE

Select a higher torque unit without sacrificing speed.

- ✓ SPEED WHEN YOU NEED IT
- ✓ TORQUE WHEN YOU NEED IT

## SWITCH BETWEEN 2-SPEED OPTIONS

### > LOW SPEED

- Suitable for drilling large diameter holes with high torque.
- Better suited for rock drilling.

### > HIGH SPEED

- Suitable for drilling small diameter holes with low torque.
- For better spoil removal when cleaning out
- For better spin-off for spoil removal from flights

## DRILL MORE EFFICIENTLY

2-Speed Drives create better drilling torque for the host machine.

## MINIMISES FUEL CONSUMPTION

The host machine can be run at a lower RPM on certain drilling jobs, therefore burning less fuel.

## NO ADDITIONAL MAINTENANCE COST

Same value and service as a single speed drive unit.




## WHAT IS HALO?

An alignment system which is built into the drive unit hood. A band of green LED lights indicate when the unit is in a plumb position, while a sequence of red and green lights guides the operator back to plumb, when the unit goes out of alignment. Available for PDD-PD50. Complete range coming soon.

## WHY YOU NEED HALO

- ✓ DRILL STRAIGHT / AVOID SIDE LOAD
- ✓ NEVER TAKE YOUR EYES OFF THE JOB
- ✓ NO SETUP WITH BATTERY OPTION
- ✓ REDUCE IN-HOLE ANGLE CORRECTIONS
- ✓ USE LESS CONCRETE
- ✓ REDUCE COSTS & INCREASE EFFICIENCY
- ✓ NO NEED FOR A SPOTTER



SEE IT IN ACTION



# EARTH DRILLS

## Micro EXCAVATORS 750kg-2T

## Mini EXCAVATORS 2T-5T

	SINGLE SPEED			SINGLE SPEED				TWO SPEED	
MODEL	PDD	PDX2	PDX3	PD3	PD4	PD5	PD6	PDT3	PDT6
Max Torque (Nm) @ 240 bar**	1,171	2,307	2,831	3,544	4,448	5,151	5,596	2,954	4,664
Recommended Flow (lpm)**	15-45	30-50	30-55	45-75	55-85	60-95	70-115	20-75	20-75
Motor Type	EATON 2K Bell	EATON 2K Bell	EATON 2K Bell	EATON 2K Bell	EATON 2K Bell	EATON 2K Bell	EATON 2K Bell	EATON	EATON
Max Pressure - Do not exceed**	240 bar @ 60 lpm			240 bar @ 60 lpm				200 bar @ 76 lpm	
Max Flow - Do not exceed**	115 lpm @ 130 bar			115 lpm @ 130 bar				76 LPM @ 200 bar	
Max Continuous Power**	25 kW (34 hp)			25 kW (34 hp)				25 kW (34 hp)	
Pressure Relief Valve	Optional	Optional	Optional	Optional	Optional	Optional	Optional	Included	Included
Energy Control Valve	N/A	N/A	N/A	N/A	N/A	N/A	N/A	N/A	N/A
Case Drain Required	No	No	No	No	No	No	No	No	No
Standard Output Shaft	65mm Rnd	65mm Rnd	65mm Rnd	65mm Rnd	65mm Rnd	75mm Sq	75mm Sq	65mm Rnd	75mm Square
Weight (kg)	41	45	45	57	58	67	89	75	104
Overall Length (mm)	557	557	579	579	579	579	730	766	877
Diameter (mm)	187	187	187	240	240	240	240	240	240
HALO Available	Yes	Yes	Yes	Yes	Yes	Yes	Yes	Yes	
Recommended Auger	4 Series	4 Series	4 Series	4 Series	4 Series	6 Series	6 Series	4 Series	6 Series
Max Auger Diameter Fracturable Rock*	N/A	450	500	600	750	900	900	600	900
Max Auger Diameter Clay/shale (mm)*	400	450	500	600	750	900	900	600	900
Max Auger Diameter Earth (mm)*	500	600	600	750	900	1,000	1,000	750	1,000

(\*) Max/min drilling diameter (DIA) dependant on ground conditions. Recommendation is a guide only.

(\*\*) These charts have been created as a guide only. Please see back cover for more information.



# EARTH DRILLS

## Mid EXCAVATORS / BACKHOES 5T-10T

## 2T - 10T EXCAVATOR / BACKHOE TWO SPEED DRIVES

SINGLE SPEED							TWO SPEED			
MODEL	PD4	PD5	PD6	PD7	PD8	PD10	PDT4HF	PDT6HF	PDT8HF	PDT10HF
Max Torque (Nm) @ 240 bar**	4,448	5,151	5,596	6,040	7,024	8,487	4,673	5,758	7,881	9,916
Recommended Flow (lpm)**	55-85	60-95	70-115	75-115	80-115	85-115	40-120	40-150	40-150	40-150
Motor Type	EATON 2K Bell	EATON 2K Bell	EATON 2K Bell	EATON 2K Bell	EATON 2K Bell	EATON 2K Bell	EATON VIS	EATON VIS	EATON VIS	EATON VIS
Max Pressure - Do not exceed**	240 bar @ 60 lpm						240 bar @ 150 lpm			
Max Flow - Do not exceed**	115 lpm @ 130 bar						180 lpm @ 200 bar			
Max Continuous Power**	25 kW (34 hp)						60 kW (80 hp)			
Pressure Relief Valve	Optional	Optional	Optional	Optional	Optional	Optional	Included	Included	Included	Included
Energy Control Valve	N/A	N/A	N/A	N/A	N/A	N/A	Optional	Optional	Optional	Optional
Case Drain Required	No	No	No	No	No	No	Yes	Yes	Yes	Yes
Standard Output Shaft	75mm Sq	75mm Sq	75mm Sq	75mm Sq	75mm Sq	75mm Sq	75mm Sq	75mm Sq	75mm Sq	75mm Sq
Weight (kg)	58	67	89	90	112	112	135	136	161	162
Overall Length (mm)	579	579	730	734	854	854	820	820	952	952
Diameter (mm)	240	240	240	240	290	290	340	340	340	340
HALO Available	Yes	Yes	Yes	Yes	Yes	Yes	Yes	Yes	Yes	Yes
Recommended Auger	6 Series	6 Series	6 Series	6 Series	8 Series	8 Series	6 Series	6 Series	8 Series	8 Series
Max Auger Diameter Fracturable Rock*	750	900	900	900	1,000	1,000	750	900	1,000	1,000
Max Auger Diameter Clay/shale (mm)*	750	900	900	900	1,000	1,000	750	900	1,000	1,000
Max Auger Diameter Earth (mm)*	900	1,000	1,000	1,000	1,200	1,500	1,000	1,200	1,200	1,500

(\*) Max/min drilling diameter (DIA) dependant on ground conditions. Recommendation is a guide only.

(\*\*) These charts have been created as a guide only. Please see back cover for more information.

# EARTH DRILLS

## Large BACKHOES

### SINGLE SPEED

MODEL	PD4HF	PD6HF	PD8HF	PD10HF
Max Torque (Nm) @ 240 bar**	4,473	5,634	7,136	9,690
Recommended Flow (lpm)**	50-150	60-150	80-200	100-200
Motor Type	EATON 6K Bell	EATON 6K Bell	EATON 6K Bell	EATON 6K Bell
Max Pressure - Do not exceed**	240 bar @ 130 lpm			
Max Flow - Do not exceed**	170 lpm @ 180 bar	210 lpm @ 145 bar	230 lpm @ 130 bar	
Max Continuous Power**	50 kW (67 hp)			
Pressure Relief Valve	Included	Included	Included	Included
Energy Control Valve	Optional	Optional	Optional	Optional
Case Drain Required	No	No	No	No
Standard Output Shaft	75mm Sq	75mm Sq	75mm Sq	75mm Sq
Weight (kg)	125	149	149	149
Overall Length (mm)	950	950	950	950
Diameter (mm)	290	290	290	290
HALO Available	Yes	Yes	Yes	Yes
Recommended Auger	6 Series	6 Series	8 Series	8 Series
Max Auger Diameter Fracturable Rock*	750	900	1,000	1,000
Max Auger Diameter Clay/shale (mm)*	750	900	1,000	1,000
Max Auger Diameter Earth (mm)*	1,000	1,200	1,200	1,500

### TWO SPEED

PDT4HF	PDT6HF	PDT8HF	PDT10HF
4,673	5,758	7,881	9,916
40-120	40-150	40-150	40-150
EATON VIS	EATON VIS	EATON VIS	EATON VIS
240 bar @ 150 lpm			
180 lpm @ 200 bar			
60 kW (80 hp)			
Included	Included	Included	Included
Optional	Optional	Optional	Optional
Yes	Yes	Yes	Yes
75mm Sq	75mm Sq	75mm Sq	75mm Sq
135	136	161	162
820	820	952	952
340	340	340	340
Yes	Yes	Yes	Yes
6 Series	6 Series	8 Series	8 Series
750	900	1,000	1,000
750	900	1,000	1,000
1,000	1,200	1,200	1,500



(\*) Max/min drilling diameter (DIA) dependant on ground conditions. Recommendation is a guide only.  
 (\*\*) These charts have been created as a guide only. Please see back cover for more information.

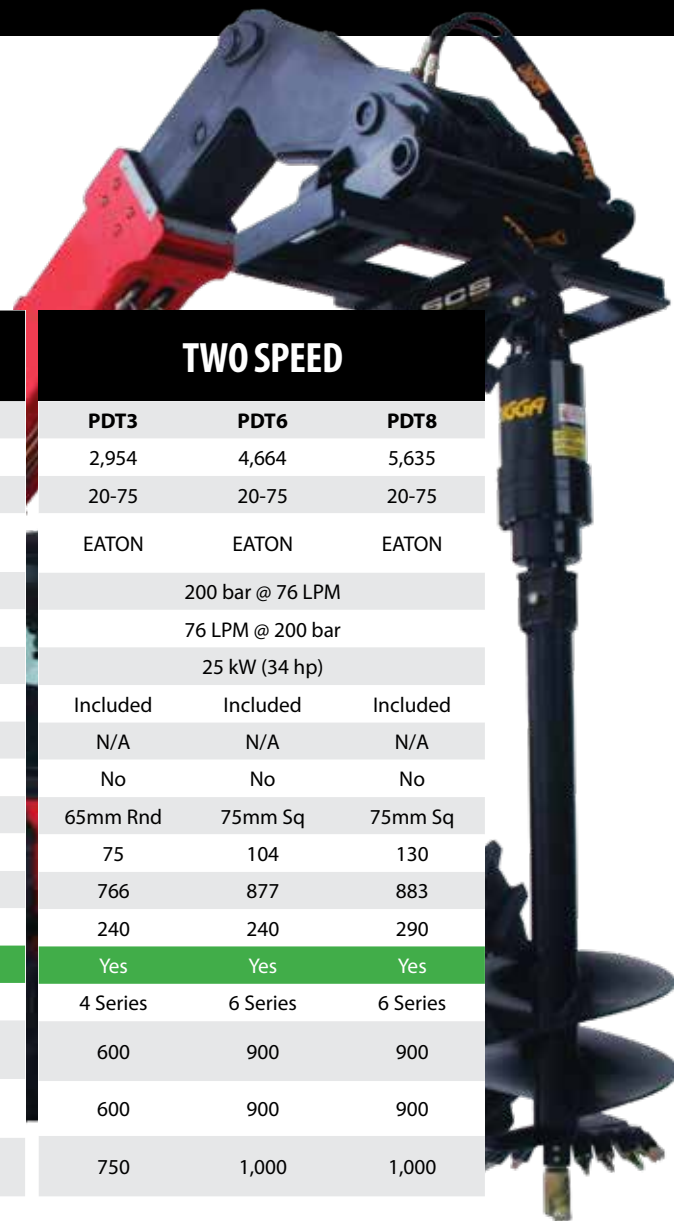
# EARTH DRILLS

## Small TRUCK CRANES / TELEHANDLERS

	SINGLE SPEED								TWO SPEED		
MODEL	PDX2	PDX3	PD3	PD4	PD5	PD6	PD7	PD8	PDT3	PDT6	PDT8
Max Torque (Nm) @ 240 bar**	2,307	2,831	3,544	4,448	5,151	5,596	6,040	7,024	2,954	4,664	5,635
Recommended Flow (lpm)**	30-50	30-55	45-75	55-85	60-95	70-115	75-115	80-115	20-75	20-75	20-75
Motor Type	EATON 2K Bell	EATON 2K Bell	EATON 2K Bell	EATON 2K Bell	EATON 2K Bell	EATON 2K Bell	EATON 2K Bell	EATON 2K Bell	EATON	EATON	EATON
Max Pressure - Do not exceed**	240 bar @ 60 lpm								200 bar @ 76 LPM		
Max Flow - Do not exceed**	115 lpm @ 130 bar								76 LPM @ 200 bar		
Max Continuous Power**	25 kW (34 hp)								25 kW (34 hp)		
Pressure Relief Valve	Optional	Optional	Optional	Optional	Optional	Optional	Optional	Optional	Included	Included	Included
Energy Control Valve	N/A	N/A	N/A	N/A	N/A	N/A	N/A	N/A	N/A	N/A	N/A
Case Drain Required	No	No	No	No	No	No	No	No	No	No	No
Standard Output Shaft	65mm Rnd	65mm Rnd	65mm Rnd	65mm Rnd	75mm Sq	75mm Sq	75mm Sq	75mm Sq	65mm Rnd	75mm Sq	75mm Sq
Weight (kg)	45	45	57	58	67	89	90	112	75	104	130
Overall Length (mm)	557	579	579	579	579	730	734	854	766	877	883
Diameter (mm)	187	187	240	240	240	240	240	290	240	240	290
HALO Available	Yes	Yes	Yes	Yes	Yes	Yes	Yes	Yes	Yes	Yes	Yes
Recommended Auger	4 Series	4 Series	4 Series	4 Series	6 Series	6 Series	6 Series	6 Series	4 Series	6 Series	6 Series
Max Auger Diameter Fracturable Rock*	450	500	600	750	900	900	900	1,000	600	900	900
Max Auger Diameter Clay/shale (mm)*	450	500	600	750	900	900	900	1,000	600	900	900
Max Auger Diameter Earth (mm)*	600	600	750	900	1,000	1,000	1,000	1,200	750	1,000	1,000

(\*) Max/min drilling diameter (DIA) dependant on ground conditions. Recommendation is a guide only.

(\*\*) These charts have been created as a guide only. Please see back cover for more information.



# EARTH DRILLS

## Large TRUCK CRANES 12T-30T

	SINGLE SPEED								TWO SPEED					
MODEL	PD12	PD15	PD18	PD22	PD25	PD30	PD40	PD50	PDT18	PDT22	PDT25	PDT30	PDT40	PDT50
Max Torque (Nm) @ 240 bar**	11,268	13,897	17,603	22,142	26,267	30,543	33,041	38,420	18,344	22,606	27,373	31,829	33,733	39,224
Recommended Flow (lpm)**	120-230	120-230	120-230	120-230	120-230	120-230	120-230	120-230	40-180	40-180	40-180	40-180	40-180	40-180
Motor Type	EATON 6K Bell	EATON 6K Bell	EATON 6K Bell	EATON 6K Bell	EATON 6K Bell	EATON 6K Bell	EATON 6K Bell	EATON 6K Bell	EATON VIS	EATON VIS	EATON VIS	EATON VIS	EATON VIS	EATON VIS
Max Pressure - Do not exceed**	240 bar @ 130 lpm								240 bar @ 150 lpm					
Max Flow - Do not exceed**	230 lpm @ 130 bar								180 lpm @ 200 bar					
Max Continuous Power**	50 kW (67 hp)								60 kW (80 hp)					
Pressure Relief Valve	Included	Included	Included	Included	Included	Included	Included	Included	Included	Included	Included	Included	Included	Included
Energy Control Valve	Optional	Optional	Optional	Optional	Optional	Optional	Optional	Optional	Optional	Optional	Optional	Optional	Optional	Optional
Case Drain Required	No	No	No	No	No	No	No	No	Yes	Yes	Yes	Yes	Yes	Yes
Standard Output Shaft	75mm Sq	75mm Sq	75mm Sq	75mm Sq	100mm Sq	100mm Sq	100mm Sq	100mm Sq	75mm Sq	75mm Sq	100mm Sq	100mm Sq	100mm Sq	100mm Sq
Weight (kg)	149	176	176	176	300	300	300	300	178	179	308	309	309	309
Overall Length (mm)	950	1,006	1,006	1,006	1,152	1,152	1,152	1,152	979	979	1,217	1,217	1,217	1,217
Diameter (mm)	290	290	290	290	355	355	355	355	340	340	355	355	355	355
HALO Available	Yes	Yes	Yes	Yes	Yes	Yes	Yes	Yes	Yes	Yes	Yes	Yes	Yes	Yes
Recommended Auger	8 Series	8 Series	8 Series	8 Series	10 / 11 Series	10 / 11 Series	10 / 11 Series	10 / 11 Series	8 Series	8 Series	10 / 11 Series	10 / 11 Series	10 / 11 Series	10 / 11 Series
Max Auger Diameter Fracturable Rock*	1,200	1,200	1,500	1,500	1,500	1,200	1,500	1,500	1,200	1,500	1,200	1,200	1,500	1,500
Max Auger Diameter Clay/shale (mm)*	1,200	1,200	1,500	1,500	1,500	1,200	1,500	1,500	1,200	1,500	1,200	1,200	1,500	1,500
Max Auger Diameter Earth (mm)*	1,600	1,600	1,600	1,600	1,800	1,600	1,800	1,800	1,600	1,600	1,600	1,600	1,800	1,800

(\*) Max/min drilling diameter (DIA) dependant on ground conditions. Recommendation is a guide only.

(\*\*) These charts have been created as a guide only. Please see back cover for more information.

# HEAVY DUTY DRILLING **2-SPEED**

## Heavy Duty TRUCK CRANES 30T - 60T

SUPA DRIVES	SD 45	SD 50	SD 70	SD 80	SD 95
Max Torque @ 240 bar (Nm)**	44,333	51,985	68,018	81,986	91,215
Motor Type	Radial Piston	Radial Piston	Radial Piston	Radial Piston	Radial Piston
Max Pressure - Do not exceed**	240 bar @ 380 lpm				
Max Flow - Do not exceed**	380 lpm @ 240 bar				
Max Continuous Power**	150 kW (200 hp)				
Pressure Relief Valve	Included	Included	Included	Included	Included
Energy Control Valve	Included	Included	Included	Included	Included
Case Drain Required	Yes	Yes	Yes	Yes	Yes
Standard Output Shaft	100mm Sq	100mm Sq	100mm Sq	100mm Sq	100mm Sq
Weight (kg)	838	836	836	836	843
Overall Length (mm)	1493	1493	1493	1493	1493
Diameter (mm)	600	600	600	600	600
HALO Available	Yes	Yes	Yes	Yes	Yes
Recommended Auger	10 / 11 Series	10 / 11 Series	10 / 11 Series	10 / 11 Series	10 / 11 Series
Max Auger Diameter Fracturable Rock*	1,500	1,500	1,500	1,500	1,500
Max Auger Diameter Clay/shale (mm)*	1,500	1,500	1,500	1,500	1,500
Max Auger Diameter Earth (mm)*	1,800	1,800	1,800	1,800	1,800

**Custom range of heavy duty augers and extensions available.**

(\*) Max/min drilling diameter (DIA) dependant on ground conditions. Recommendation is a guide only.

(\*\*) These charts have been created as a guide only. Please see back cover for more information.



# EARTH DRILLS



## MINI LOADERS / TRACTORS

### SINGLE SPEED

MODEL	PDD	PDX2	PDX3	PD3
Max Torque (Nm) @ 240 bar**	1,171	2,307	2,831	3,544
Recommended Flow (lpm)**	15-45	30-50	30-55	45-75
Motor Type	EATON 2K Bell	EATON 2K Bell	EATON 2K Bell	EATON 2K Bell
Max Pressure - Do not exceed**	240 bar @ 60 lpm			
Max Flow - Do not exceed**	115 lpm @ 130 bar			
Max Continuous Power**	25 kW (34 hp)			
Pressure Relief Valve	Optional	Optional	Optional	Optional
Energy Control Valve	N/A	N/A	N/A	N/A
Case Drain Required	No	No	No	No
Standard Output Shaft	65mm Rnd	65mm Rnd	65mm Rnd	65mm Rnd
Weight (kg)	41	45	45	57
Overall Length (mm)	557	557	579	579
Diameter (mm)	187	187	187	240
HALO Available	Yes	Yes	Yes	Yes
Recommended Auger	4 Series	4 Series	4 Series	4 Series
Max Auger Diameter Fracturable Rock*	N/A	450	500	600
Max Auger Diameter Clay/shale (mm)*	400	450	500	600
Max Auger Diameter Earth (mm)*	500	600	600	600

(\* ) Max/min drilling diameter (DIA) dependant on ground conditions. Recommendation is a guide only.

(\*\*) These charts have been created as a guide only. Please see back cover for more information.

# EARTH DRILLS

## SKID STEER LOADERS

## High Flow SKID STEER LOADERS

	SINGLE SPEED				TWO SPEED		SINGLE SPEED		TWO SPEED	
MODEL	PD3	PD4	PD5	PD6	PDT3	PDT6	PD4HF	PD6HF	PDT4HF	PDT6HF
Max Torque (Nm) @ 240 bar**	3,544	4,448	5,151	5,596	2,954	4,664	4,473	5,634	4,673	5,758
Recommended Flow (lpm)**	45-75	55-85	60-95	70-115	20-75	20-75	50-150	60-150	40-120	40-150
Motor Type	EATON 2K Bell	EATON 2K Bell	EATON 2K Bell	EATON 2K Bell	EATON	EATON	EATON 6K Bell	EATON 6K Bell	EATON VIS	EATON VIS
Max Pressure - Do not exceed**	240 bar @ 60 lpm				200 bar @ 76 LPM		240 bar @ 130 lpm		240 bar @ 150 lpm	
Max Flow - Do not exceed**	115 lpm @ 130 bar				76 LPM @ 200 bar		170 lpm @ 180 bar 210 lpm @ 145 bar		180 lpm @ 200 bar	
Max Continuous Power**	25 kW (34 hp)				25 kW (34 hp)		50 kW (67 hp)		60 kW (80 hp)	
Pressure Relief Valve	Optional	Optional	Optional	Optional	Optional	Optional	Included	Included	Included	Included
Energy Control Valve	N/A	N/A	N/A	N/A	N/A	N/A	Optional	Optional	Optional	Optional
Case Drain Required	No	No	No	No	No	No	No	No	Optional	Optional
Standard Output Shaft	65mm Rnd	65mm Rnd	75mm Sq	75mm Sq	65mm Rnd	75mm Sq	75mm Sq	75mm Sq	75mm Sq	75mm Sq
Weight (kg)	57	58	67	89	75	104	125	149	135	136
Overall Length (mm)	579	579	579	730	766	877	950	950	820	820
Diameter (mm)	240	240	240	240	240	240	290	290	340	340
HALO Available	Yes	Yes	Yes	Yes	Yes	Yes	Yes	Yes	Yes	Yes
Recommended Auger	4 Series	4 Series	6 Series	6 Series	4 Series	6 Series	6 Series	6 Series	6 Series	6 Series
Max Auger Diameter Fracturable Rock*	600	750	900	900	600	900	750	900	750	900
Max Auger Diameter Clay/shale (mm)*	600	750	900	900	600	900	750	900	750	900
Max Auger Diameter Earth (mm)*	750	900	1,000	1,000	750	1,000	1,000	1,200	1,000	1,200



(\* ) Max/min drilling diameter (DIA) dependant on ground conditions. Recommendation is a guide only.

(\*\*) These charts have been created as a guide only. Please see back cover for more information.

### ALSO SUITABLE FOR



BACKHOES



TRACTORS



TELEHANDLERS



**LARGE EXCAVATOR EARTH DRILLS**  
**THE NEW MULTI PURPOSE TOOL**



# EARTH DRILLS ON EXCAVATORS - ADVANTAGES

PRIMARILY USED ON SKID STEER LOADERS, THE USE OF EARTH DRILLS ON EXCAVATORS AND BACKHOES IS GROWING IN POPULARITY. WHY?

- Excavators have greater downforce than truck cranes and skid steers, therefore can drill to greater depths in harder ground and rock more efficiently & effectively.
- Quicker placement and greater productivity than truck cranes and skid steers. This is due to the excavator having a larger range of motion (high and low machine reach) - Reach into locations other machines cannot.
- Minimal wear and tear on your machine, compared to a rock breaker, or digging operation. Drilling operation puts less load requirement on your machine.
- Maximise the earning potential of your excavator. Why pay other contractors to do the job your machine can do - And do more efficiently?
- SINGLE SPEED and 2-SPEED drives available.



**DIGGA DRIVES CAN GO  
DOWN THE HOLE.**

***'RIGHT DOWN  
THE HOLE'***

**FOR ADDED DRILLING  
DEPTH.**

# EARTH DRILLS

## EXCAVATORS 10-20T



**NO TWO WAY FLOW ON YOUR MACHINE? NO PROBLEM.**  
DIGGA PROVIDES 2 SOLUTIONS: MACHINE MOUNTED, OR MOUNTED INSIDE THE DRIVE FOR MAXIMUM EASE OF USE. SEE PAGE 33

	SINGLE SPEED					TWO SPEED		
MODEL	PD12	PD15	PD18	PD22	PD25	PDT18	PDT22	PDT25
Max Torque (Nm) @ 240 bar**	11,268	13,897	17,603	22,142	26,267	18,372	22,640	27,373
Recommended Flow (lpm)**	120-230	120-230	120-230	120-230	120-230	40-180	40-180	40-180
Motor Type	EATON 6K Bell	EATON 6K Bell	EATON 6K Bell	EATON 6K Bell	EATON 6K Bell	EATON VIS	EATON VIS	EATON VIS
Max Pressure - Do not exceed**	240 bar @ 130 lpm					240 bar @ 150 lpm		
Max Flow - Do not exceed**	230 lpm @ 135 bar					180 lpm @ 200 bar		
Max Continuous Power**	50 kW (67 hp)					60 kW (80 hp)		
Pressure Relief Valve	Included	Included	Included	Included	Included	Included	Included	Included
Energy Control Valve	Optional	Optional	Optional	Optional	Optional	Optional	Optional	Optional
Case Drain Required	No	No	No	No	No	Yes	Yes	Yes
Standard Output Shaft	75mm Sq	75mm Sq	75mm Sq	75mm Sq	100mm Sq	75mm Sq	75mm Sq	100mm Sq
Weight (kg)	149	176	176	176	300	178	179	308
Overall Length (mm)	950	1,006	1,006	1,006	1,152	979	979	1,217
Diameter (mm)	290	290	290	290	355	340	340	355
HALO Available	Yes	Yes	Yes	Yes	Yes	Yes	Yes	Yes
Recommended Auger	8 Series	8 Series	8 Series	8 Series	8 / 10 / 11 Series	8 Series	8 Series	8 / 10 / 11 Series
Max Auger Diameter Fracturable Rock*	1,200	1,200	1,500	1,500	1,500	1,500	1,500	1,500
Max Auger Diameter Clay/shale (mm)*	1,200	1,200	1,500	1,500	1,500	1,500	1,500	1,500
Max Auger Diameter Earth (mm)*	1,600	1,600	1,600	1,600	1,800	1,600	1,600	1,600

(\*) Max/min drilling diameter (DIA) dependant on ground conditions. Recommendation is a guide only.

(\*\*) These charts have been created as a guide only. Please see back cover for more information.

# EARTH DRILLS

## EXCAVATORS 20-25T




### FASTER SPEEDS & MORE POWER WITH HIGH POWERED EARTH DRILLS

THE IDEAL HIGH PERFORMANCE EARTH DRILL - OPERATES UP TO A MAXIMUM PRESSURE OF 345BAR TO DELIVER HIGH OUTPUT TORQUE AT A GREATER RPM, WITHOUT THE NEED TO DETUNE THE HOST MACHINE. SEE PAGE 21

	SINGLE SPEED				TWO SPEED			
MODEL	PD25	PD30	PD40	PD50	PDT25	PDT30	PDT40	PDT50
Max Torque (Nm) @ 240 bar**	26,267	30,543	33,041	38,420	27,373	31,829	33,733	39,224
Max Recommended Flow (lpm)**	120-230	120-230	120-230	120-230	40-180	40-180	40-180	40-180
Motor Type	EATON 6K Bell	EATON 6K Bell	EATON 6K Bell	EATON 6K Bell	EATON VIS	EATON VIS	EATON VIS	EATON VIS
Max Pressure - Do not exceed**	240 bar @ 130 lpm				240 bar @ 150 lpm			
Max Flow - Do not exceed**	230 lpm @ 135 bar				180 lpm @ 200 bar			
Max Continuous Power**	50 kW (67 hp)				60 kW (80 hp)			
Pressure Relief Valve	Included	Included	Included	Included	Included	Included	Included	Included
Energy Control Valve	Optional	Optional	Optional	Optional	Optional	Optional	Optional	Optional
Case Drain Required	No	No	No	No	Yes	Yes	Yes	Yes
Standard Output Shaft	100mm Sq	100mm Sq	100mm Sq	100mm Sq	100mm Sq	100mm Sq	100mm Sq	100mm Sq
Weight (kg)	300	300	300	300	308	309	309	309
Overall Length (mm)	1,152	1,152	1,152	1,152	1,217	1,217	1,217	1,217
Diameter (mm)	355	355	355	355	355	355	355	355
HALO Available	Yes	Yes	Yes	Yes	Yes	Yes	Yes	Yes
Recommended Auger	8 / 10 / 11 Series	8 / 10 / 11 Series	8 / 10 / 11 Series	8 / 10 / 11 Series	8 / 10 / 11 Series	8 / 10 / 11 Series	8 / 10 / 11 Series	8 / 10 / 11 Series
Max Auger Diameter Fracturable Rock*	1,500	1,500	1,500	1,500	1,500	1,500	1,500	1,500
Max Auger Diameter Clay/shale (mm)*	1,500	1,500	1,500	1,500	1,500	1,500	1,500	1,500
Max Auger Diameter Earth (mm)*	1,600	1,600	1,800	1,800	1,600	1,600	1,800	1,800

(\*) Max/min drilling diameter (DIA) dependant on ground conditions. Recommendation is a guide only.

(\*\*) These charts have been created as a guide only. Please see back cover for more information.



# HEAVY DUTY DRILLING **2-SPEED**



## Large EXCAVATORS 30T - 60T

SUPA DRIVES	SD 45	SD 50	SD 70	SD 80	SD 95
Max Torque @ 240 bar (Nm)**	44,333	51,985	68,018	81,986	91,215
Motor Type	Radial Piston	Radial Piston	Radial Piston	Radial Piston	Radial Piston
Max Pressure - Do not exceed**	240 bar @ 380 lpm				
Max Flow - Do not exceed**	380 lpm @ 240 bar				
Max Continuous Power**	150 kW (200 hp)				
Pressure Relief Valve	Included	Included	Included	Included	Included
Energy Control Valve	Included	Included	Included	Included	Included
Case Drain Required	Yes	Yes	Yes	Yes	Yes
Standard Output Shaft	100mm Sq	100mm Sq	100mm Sq	100mm Sq	100mm Sq
Weight (kg)	838	836	836	836	843
Overall Length (mm)	1493	1493	1493	1493	1493
Diameter (mm)	600	600	600	600	600
HALO Available	Yes	Yes	Yes	Yes	Yes
Recommended Auger	10 / 11 Series	10 / 11 Series	10 / 11 Series	10 / 11 Series	10 / 11 Series
Max Auger Diameter Fracturable Rock*	1,500	1,500	1,500	1,500	1,500
Max Auger Diameter Clay/shale (mm)*	1,500	1,500	1,500	1,500	1,500
Max Auger Diameter Earth (mm)*	1,800	1,800	1,800	1,800	1,800

**Custom range of heavy duty augers and extensions available.**

(\*) Max/min drilling diameter (DIA) dependant on ground conditions. Recommendation is a guide only.

(\*\*) These charts have been created as a guide only. Please see back cover for more information.



**HIGH POWERED  
EARTH DRILLS**

# HIGH SPEED ♦ HIGH PRESSURE ♦ HIGH PERFORMANCE

**3 MOTOR  
OPTIONS**

- HIGH POWERED SINGLE SPEED
- HIGH POWERED 2 SPEED
- HIGH POWERED AUTO SHIFT (COMING SOON)



**THE FASTEST DRIVE ON THE MARKET**



**TORQUE  
RANGE 45,000 - 94,000 NM**

**DIGGA'S HIGH POWERED DRIVES OPERATE AT A MAXIMUM PRESSURE OF 345 BAR,  
PROVIDING YOU SPEED & PERFORMANCE WITHOUT DETUNING YOUR MACHINE.**



# HP SD DRIVES - 45,000 NM - 94,000 NM

## SINGLE SPEED 30T-60T

HP SUPA DRIVES	SD45HPS	SD50HPS	SD70HPS	SD80HPS	HP95HPS
Max Torque (Nm)	45,629	53,505	70,007	84,383	93,882
Max Speed (RPM)	46	39	30	25	22
Max Flow (lpm)	380 lpm @ 240 bar				
Max Pressure - Do Not Exceed	345 bar @ 266 lpm				
Max Horse Power	150 kW (200hp)				
Motor Type	Radial Piston	Radial Piston	Radial Piston	Radial Piston	Radial Piston
Pressure Relief Valve	Included	Included	Included	Included	Included
Energy Control Valve	-	-	-	-	-
Standard Output Shaft	100mm Square	100mm Square	100mm Square	100mm Square	100mm Square

## TWO SPEED 30T-60T

HP SUPA DRIVES	SD45HPT	SD50HPT	SD70HPT	SD80HPT	SD95HPT
Max Torque (Nm)	45,629	53,505	70,007	84,383	93,882
Max Speed - Low Torque (RPM)	78	66	51	42	38
Max Speed - High Torque (RPM)	46	39	30	25	22
Max Flow (lpm)	380 lpm @ 240 bar				
Max Pressure - Do Not Exceed	345 bar @ 266 lpm				
Max Horse Power	150 kW (200hp)				
Motor Type	Radial Piston	Radial Piston	Radial Piston	Radial Piston	Radial Piston
Pressure Relief Valve	Included	Included	Included	Included	Included
Energy Control Valve	Included	Included	Included	Included	Included
Standard Output Shaft	100mm Square	100mm Square	100mm Square	100mm Square	100mm Square



# AUGERS

## TRUE CUT AUGERS

### DIGGA AUGERS CUT A TRUE SIZED HOLE, NOT AN OVERSIZED HOLE

Digga's 'True Cut' design ensures a nominal sized hole. Built tough with a heavy duty pipe, shallow pitch flights, and high efficiency cutting heads will maximise your drilling performance. Digga augers are fitted with a range of quality wearparts to provide superior wear and performance.


#### **EARTH AUGER (A4, A6, A8) BLADED TEETH EARTH/CLAY/SHALE**



#### **ALL PURPOSE EARTH AUGER FOR GENERAL DRILLING**

Efficient and cost effective auger for general purpose drilling in earth, clay, shale, and soft rock. Available in earth or multi-facet tungsten (MFT) to provide longer wear life and greater cutting performance.

#### **ROCK/COMBINATION AUGER (RC4, RC6, RC8, RC10, RC11) TAPER TEETH (ALL GROUND CONDITIONS)**



#### **TAPER TOOTH DESIGN THE ULTIMATE ALL- PERFORMANCE AUGER**

The angle and geometry of the teeth to the pilot is the key to the efficiency in which these augers perform. Essentially two augers in one, this auger is fitted with tungsten taper teeth for ultimate ripping ability in fractureable rock, permafrost, and general earth conditions.

#### **ROCK AUGER (DR4, DR6, DR8, DR11) ROTATING ROCK PICKS (SHALE/ FRACTURABLE ROCK)**



#### **HEAVY DUTY AUGER FOR DEDICATED ROCK DRILLING**

DIGGA'S Rock augers - Heavy duty engineered design, with high efficiency cutting heads to maximise rock drilling performance. Fitted with a range of quality wearparts to provide superior wear and performance.



# CORRECT DRILLING PROCEDURE

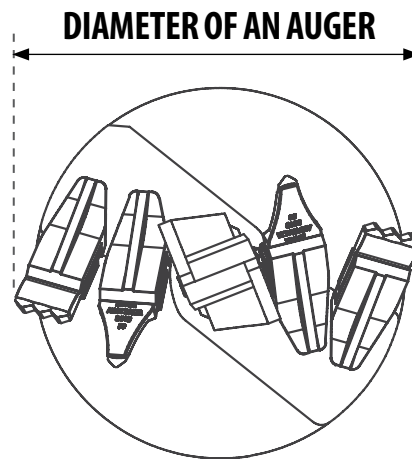


## DIGGA CUTTING SYSTEMS

The cutting head is the most crucial part of the auger and is where Digga technology exceeds the rest of the market. Digga cutting heads are optimised for the most efficient cutting angles and rotational cutting efficiency. Choosing the right cutting head with correct teeth and pilot combinations is essential to ensuring maximum customer satisfaction.

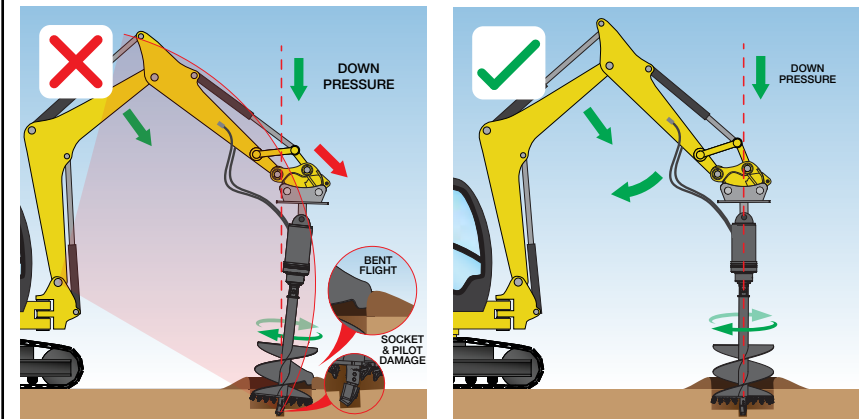
## HOW TO MEASURE AN AUGER

**DIGGA AUGERS ARE MEASURED FROM TIP TO TIP OF THE TEETH. THE CUTTING HEAD IS WHAT CUTS THE HOLE.**

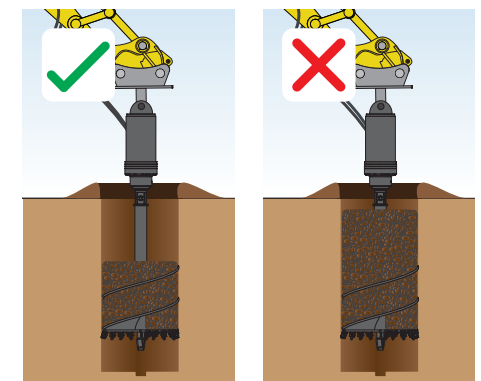


Natural arc movement of the boom causes the dipper arm to move out of vertical alignment as it is raised or lowered. Constant operator adjustments are required to maintain vertical alignment. Failure to do so will create significant side load on the earth drill and auger.

Digga earth drills are pendulum drills designed to hang freely from the excavator mount. Excessive side load may result in bent auger flights, pipe, and hubs, as well as potential damage to the earth drill drive shaft, seals, and gearbox. Excessive side load may also cause socket and pilot breakage, especially when drilling into hard ground.



Auger flights are designed to move soil away from the cutting head for more efficient drilling - Not intended to carry excessive spoil from the hole. Never fill the auger past the level of the last flight. Attempting to pull an auger out of the hole with spoil over the last flight may result in damage to the auger flights, hub, and drive unit.



## Micro/Mini Excavators, Skid Steer Loaders, Truck Cranes 750KG - 4.5T

## High Flow Skid Steer Loaders, Truck Cranes, Excavators, Backhoes, Telehandlers 4.5T - 10T

4 SERIES AUGERS				6 SERIES AUGERS		
MODEL	A4TL	RC4	DR4	A6	RC6	DR6
DRILLING CONDITIONS	GENERAL	COMBO ROCK/EARTH	DEDICATED ROCK AUGER	GENERAL	COMBO ROCK/EARTH	DEDICATED ROCK AUGER
HUB	65mm Round	65mm Round	65mm Round	75mm Square	75mm Square	75mm Square
OPTIONAL HUB	50.8mm Round 57mm Square 75mm Square	50.8mm Round 57mm Square 75mm Square	50.8mm Round 57mm Square 75mm Square	57mm Square	57mm Square	57mm Square
OAL	1,200mm	1,200mm	1,200mm	1,500mm	1,500mm	1,500mm
PIPE	90mm	90mm	90mm	114mm	114mm	114mm
FLIGHTS (lead)	8mm	8mm	12mm	8mm	8mm	16mm
FLIGHTS (carry)	8mm	8mm	10mm	8mm	8mm	10mm
TEETH	TS	TTS/TTD	19mm Rotating Rock Pick	TM	TT	19mm Rotating Rock Pick
PILOT	PM-SQ	PM-SQ	DRP-19-15	PM-HX-3	PM-HX-3	DRP-19T
MAX DIA*	900mm	600mm	600mm	1,500mm	1,500mm	900mm
IDEAL DRIVES	PDD-PD4	PD-PD4	PD3-PD5	PD4-PD10HF	PD4-PD10HF	PD4-PD7
OPTIMUM DRILLING SPEEDS (RPM)						
EARTH	55-65	55-65	-	55-65	55-65	-
CLAY	45-55	45-55	-	45-55	45-55	-
SHALE (FRACTURABLE ROCK)	25-45	25-45	25-45	25-45	25-45	25-45
HEAVY ROCK	-	-	10-25	-	-	10-25

(\*) Larger sizes are available on request.

## Excavators, Machines 10T - 20T

## Excavators, Machines 20T - 30T

8 SERIES AUGERS				10/11 SERIES AUGERS		
MODEL	A8	RC8	DR8	RC10	RC11	DR11
DRILLING CONDITIONS	GENERAL	COMBO ROCK/EARTH	DEDICATED ROCK AUGER	COMBO ROCK/EARTH	COMBO HEAVY DUTY ROCK/ EARTH	DEDICATED ROCK AUGER
HUB	75mm Square	75mm Square	75mm Square	100mm Square	100mm Square	100mm Square
OPTIONAL HUB	100mm Square	100mm Square	100mm Square	75mm Square	75mm Square	75mm Square 130mm Square
OAL	1,500mm	1,500mm	2,00mm	1,500	1,500	2,000mm
PIPE	76mm-168mm	76mm-168mm	132mm	76mm-168mm	114mm-168mm	132mm-168mm
FLIGHTS (lead)	10mm	10mm	20mm	12mm-16mm	12mm-16mm	25mm
FLIGHTS (Carry)	10mm	10mm	16mm	12mm-16mm	12mm-16mm	20mm
TEETH	TM	TTD	19mm Rotating Rock Pick	TTD	TTL	25mm Rotating Rock Pick
PILOT	PM-HX-3	PH-3	DRP-19T	PH-3	PH-3-XL	DRP-25T
MAX DIA*	1,500mm	1,500mm	1,800mm	1,500mm	2,000mm	2,000mm
IDEAL DRIVES	PD12-PD18	PD12-25	PD8HF-PD22	PD22-PD50	PD25-PD50	PD25-PD50
OPTIMUM DRILLING SPEEDS (RPM)						
EARTH	55-65	55-65	-	55-65	55-65	-
CLAY	45-55	45-55	-	45-55	45-55	-
SHALE (FRACTURABLE ROCK)	25-45	25-45	25-45	25-45	25-45	25-45
HEAVY ROCK	-	10-25	10-25	10-25	10-25	10-25

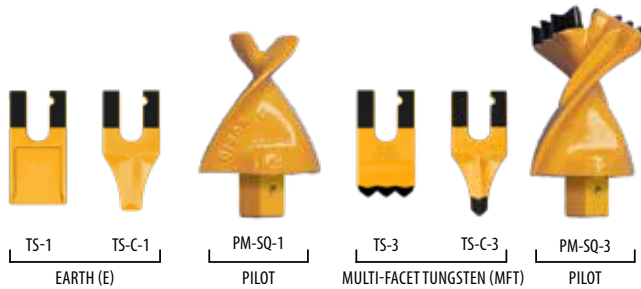
(\*) Larger sizes are available on request.

## AUGER TEETH & PILOTS

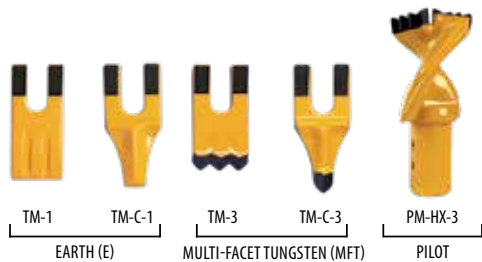
**OUR EXTENSIVE RANGE OF WEARPARTS ARE DESIGNED TO SUIT MOST AUGERS AND GROUND CONDITIONS.**

Digga wearparts are cast to the highest quality, and utilise premium grade tungsten carbide to ensure maximum wear life. Fitted with Digga's advanced tooth locking system, our augers are very easy to maintain.

### BLADE & CHISEL TEETH TO SUIT A4 AUGERS



### BLADE & CHISEL TEETH TO SUIT A6 / A8 AUGERS




## WHAT IS PADLOCK?

Padlock tooth retaining system utilises heavy duty rubber pads vulcanised onto the metal legs of the teeth, ensuring your teeth are locked in tight, but also allows for easy replacement in the field.

- 1 Step tooth replacement process - Knock in, knock out
- Fits most types of pockets and wearparts
- No special tools required

### ROCK/COMBINATION TAPER TEETH TO SUIT RC4/RC6/RC8/RC10/RC11 AUGERS



### ROTATING ROCK PICKS TO SUIT DR4 / DR6 / DR8 / DR11 DEDICATED ROCK AUGERS



USED FOR FRACTURABLE ROCK, CONCRETE AND ABRASIVE CONDITIONS, FEATURING DIMPLED RETAINER FOR INCREASED HOLDING POWER IN GROOVED BLOCKS.

## DIGGA MANUFACTURE A HEAVY DUTY RANGE OF AUGER EXTENSIONS – ENGINEERED FOR STRENGTH AND DURABILITY

- High quality steel for robust performance
- Large range of extensions up to 4000mm in length
- Easy-fit design

### OUTER EXTENSIONS




### AUGER EXTENSIONS TO SUIT A4-A11 / RC4-RC11 / DR4-DR11

# TRU-LOC TEETH SYSTEM **A4 AUGERS**

## 3-WAY TOOTH LOCKING SYSTEM

DIGGA'S TRULOC AUGER TEETH PROVIDE A 3-WAY LOCKING SYSTEM FEATURES EASY-TO-REMOVE PIN AND ANTI-TWIST CHANNELS.




### PADLOC

The rubber lock is vulcanised onto the tooth legs to provide the compression for a firm fit inside the pocket. No special tools are required to remove the tooth. Ideal when drilling in clean soil.



### RUBBER LOC

A Rubber dowel is insterted through the pocket bridge. It folds back and compresses between the pocket and the tooth, locking the tooth firmly into position. No special tools are required to remove the tooth. Ideal for drilling in hard soils with some debris or loose rocks.



### PIN LOC

A Nylon pin is inserted through the top of the pocket, locking the tooth into place. The pin can be removed using a hole punch, or by breaking the pin. Ideal for drilling in hard to very hard soils and also for drilling into rock.

## EASY TOOTH REMOVAL

PUNCH THE PIN OUT



OR SIMPLY BREAK THE PIN

## TRULOC TOOTH RANGE\*



### EARTH TOOTH

IDEAL FOR SOFT EARTH DRILLING  
\*CHISEL TEETH ALSO AVAILABLE



### MFT TOOTH

IDEAL FOR DRILLING INTO HARD GROUND  
\*CHISEL TEETH ALSO AVAILABLE

# MACHINE MOUNTS

## TELESCOPIC EXTENSION MOUNT

**NEED THAT EXTRA REACH?  
EFFECTIVELY INCREASE YOUR REACH  
FOR ADDED DRILLING DEPTH, OR  
SCREW PILE INSTALLATION**

- Designed to be used with Drives up to 22,000 Nm
- Its unique design gives the operator greater range & visibility



## EXCAVATOR HITCHES

HITCHES FOR EXCAVATORS OF UP TO 90T. CONFIGURATIONS INCLUDE FIXED AND LOOSE PIN.

### SINGLE PIN HITCH



### DOUBLE PIN HITCH



### CRADLE HITCH



## SKID STEER LOADER FRAME

A side-shift frame is available for most skid steer loaders and telehandlers. The Side-shift frames feature a slide cradle which allows the operator to offset the attachment mounted on the frame, for trenching and drilling close to structures. Other frames available on request.



## BACKHOE HITCH

Designed to provide safer drive unit transportation between holes, the backhoe Cradle Hitch is available with an optional carry strap.



# MACHINE MOUNTS

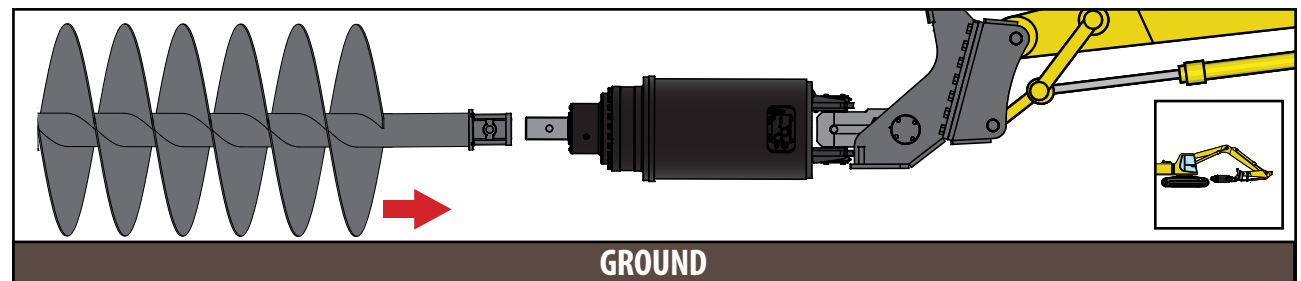

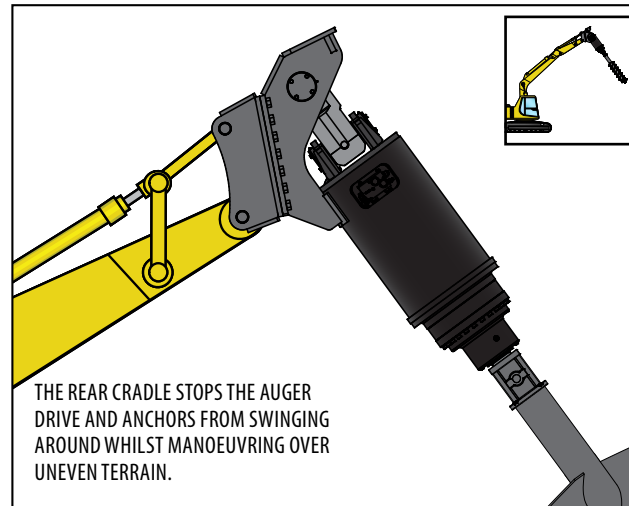


## RYNO PILING HITCH

### TO SUIT PD12-XD500 DRIVE UNITS

DEVELOPED FOR FASTER CONNECTION TO THE AUGER OR SCREW PILE, THE RYNO HITCH HAS BEEN DESIGNED TO HANDLE THE TORSIONAL LOADS OF LARGE AUGERS AND HELICAL SCREW PILING.

The Ryno Hitch front cradle allows operators to angle the drive unit up to 90° for easy connection to augers or anchors while a rear cradle stops the drive or anchor from swinging whilst manoeuvring over uneven terrain.



# MACHINE MOUNTS


## SWING CONTROL SYSTEM

### PENDULUM DAMPENING SYSTEM FOR AUGER DRILLING

Integrated into the machine mount & drive bail, Digga's multi-award winning design does not depend on friction or cradles, and is fully independent of the host machine's hydraulic system. Digga's patented Swing Control system (SCS) is the most revolutionary pendulum dampening system in the world.

Digga's SCS controls the pendulum actions of your auger, and makes it easier to operate and control. With its unique design - The faster you move, the quicker the drive unit stops. This contributes to a safer worksite and improved operator efficiency.

- Requires no additional hydraulics - Unique independent dampening cylinders control forward/aft, and side to side movement
- Can be retrofitted to existing Digga earth drills
- Increases worksite safety and productivity



SWING WITHOUT SCS



SWING WITH SCS





# ACCESSORIES

## DIGGALIGN AUGER/SCREW ANCHOR ALIGNMENT SYSTEM INDICATES WHEN THE AUGER OR SCREW ANCHOR IS STRAIGHT

The Diggalign Inclinator was developed for contractors where accuracy is key - For augering, screw anchoring, piling, and core barrelling applications.

Designed to show the operator when the top of the pylon/pile/auger is off plumb, helps to maintain accuracy throughout the installation.

### FEATURES

- 2 OPTIONS AVAILABLE
  - Standard definition with increments of 2° Recommended for applications under 4m
  - High definition with increments of 0.5° Recommended for applications over 4m
- Can be retrofitted to existing drives
- Can be calibrated for angles up to 20°
- Highlights misalignment (forward and aft)
- Dual supply cable (both 12V and 24V)



### DIGGALIGN

LENGTH	120MM
HEIGHT	35MM
WIDTH	93MM
OVERALL LENGTH	146MM

## 2-WAY FLOW REVERSAL VALVE

**DOES YOUR EXCAVATOR ONLY HAVE A SINGLE FLOW HAMMER CIRCUIT?**

**DO YOU NEED AN EASY WAY TO REVERSE YOUR DRIVE?**

**DIGGA HAS 2 COST EFFECTIVE SOLUTIONS - INTEGRATED, AND MACHINE MOUNTED**

### INTEGRATED VALVE

Flow Reversal Valves allow for easy two-way (Bi-Directional) use of a drive unit. By utilising the flow from your machine's hammer circuit, forward and reverse control can be obtained via an electrical signal (through either a 12V or 24V circuit). Rated to ensure low pressure drop for the specific valve and drive unit, resulting in more power to your drive head. Optional electrical wiring kits are available, which feature high quality weather proof Deutsch connectors.



*THE VALVE IS MOUNTED DIRECTLY TO THE TOP PORTS OF THE MOTOR TO ENSURE MAXIMUM PROTECTION - NO EXTERNAL MOUNTINGS*



**AVAILABLE IN 12V & 24V**

### MACHINE MOUNTED





**TRENCHERS**  
**ENGINEERED FOR PERFORMANCE**

# WORK SMARTER, WORK FASTER

THE DIGGA BIGFOOT RANGE OF TRENCHERS IS THE ULTIMATE IN TRENCHING PRECISION, POWER AND EFFICIENCY, ENSURING MAXIMUM RETURNS ON YOUR ATTACHMENT INVESTMENT

*NOT JUST FOR SKID STEER LOADERS*

ALSO A GREAT ATTACHMENT FOR YOUR EXCAVATOR. TRENCH MORE EFFICIENTLY AND MORE ACCURATELY THAN A BUCKET OR HOE - AND IN LESS TIME!



**POWERED BY** 

POWERED BY A COMPACT DIGGA PLANETARY GEARBOX AND EATON HYDRAULIC MOTOR, YOUR GUARANTEE OF QUALITY AND SUPERIOR PERFORMANCE.



## HEAD START CRUMBER SYSTEM (PATENT PENDING)

Heavy duty spring-loaded crumber design ensures you can start trenching with the crumber in the ground. This eliminates the need to step out of the host machine once the trench has started - saving you time.



## ADVANCED HIGH VISIBILITY ADJUSTABLE DEPTH CONTROL FOOT

Digga's precision depth control skid foot design allows the operator to clearly see the foot, ensuring the correct depth is being achieved. Its unique design feeds spoil overburden back onto the chain, leaving a clean working side of the trench.



## REMOVE TRENCH SPOIL FASTER WITH A BARREL AND SPOIL AUGER SYSTEM

A large barrel and spoil auger removes trench spoil faster, increasing efficiency and productivity. Efficient spoil clearance increases the cutting productivity of the chain by reducing the amount of dirt which falls back into the trench.

# BIGFOOT TRENCHERS

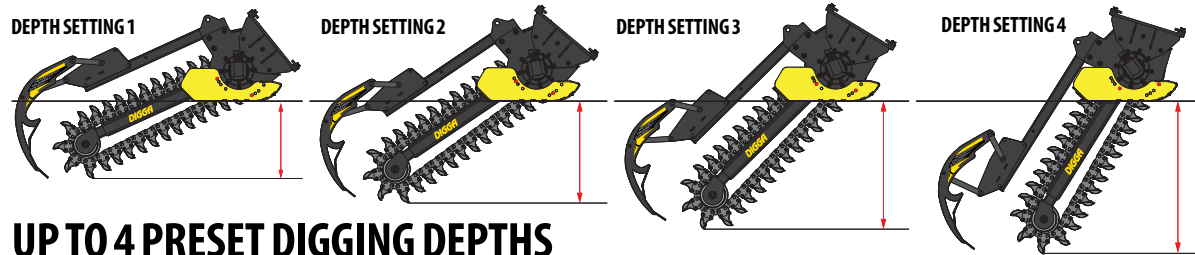
Mini Loaders, Machines  
**UP TO 1.5T**

Mini Machines, Skid  
Steer Loaders, Excavators  
**2.5T-4.5T**

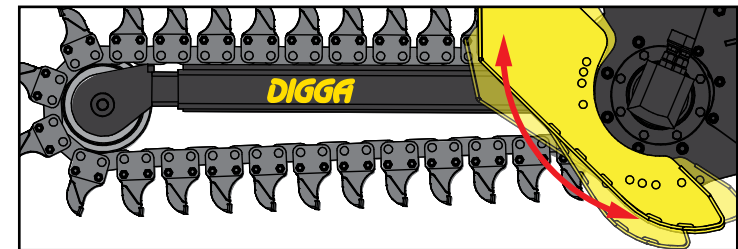
Skid Steer Loaders, Excavators,  
Telehandlers, Backhoes  
**5T-8T**

	MINI	BFT 900	XD 1200	XD 1200 HF*	XD 1500 HF
<b>Cutting Depth</b>	<b>Up to 900mm</b>	<b>Up to 900mm</b>	<b>Up to 1200mm</b>	<b>Up to 1200mm</b>	<b>Up to 1500mm</b>
Cutting Width (mm)	100 / 150 / 200	100 / 150 / 200	150 / 200 / 250 / 300	150 / 200 / 250 / 300	150 / 200 / 250 / 300
Foot Depth Presets	450 / 600 / 750 / 900	600 / 750 / 900	600 / 800 / 1000 / 1200	600 / 800 / 1000 / 1200	750 / 1000 / 1250 / 1500
Recommended Flow (lpm)**	40-90	50-95	60-115	105-170	105-170
Motor Type	2K Bell EATON	2K Bell EATON	2K Bell EATON	6K Bell EATON	6K Bell EATON
Max Pressure - Do not exceed**	240 bar @ 63 lpm	240 bar @ 63 lpm		240 bar @ 127 lpm	
Max Flow - Do not exceed**	95 lpm @ 160 bar	95 lpm @ 160 bar		210 lpm @ 145 bar	
Max Continuous Power**	25 kW (34 hp)	25 kW (34 hp)		50 kW (67 hp)	
Length (mm)	1,402	1,920	2,532	2,532	2,689
Horizontal Height (mm)	645	668	777	777	836
Width (mm)	960	1,212	1,212	1,212	1,138
Weight - 150mm Combo Chain (Kg)	198	261	405	424	461
Machine: 750kg-2t	✓	-	✓	-	-
Mini Excavator	-	✓	✓	✓	✓
Skid Steer Loader: Std Flow	-	✓	✓	✓	✓
Excavator: 3.5-8t	-	✓	✓	✓	✓

\*Available upon request. (\*\*) These charts have been created as a guide only. Please see back cover for more information



**UP TO 4 PRESET DIGGING DEPTHS**



**MULTIPLE PRESET DIGGING DEPTHS**

# HYDRIVE TRENCHERS AND CHAIN OPTIONS

Skid Steer Loaders, Excavators,  
Telehandlers, Machines  
**UP TO 3.5T**


Excavators,  
Telehandlers  
**5T-8T**

	1200	XD 1200
<b>Cutting Depth</b>	<b>Up to 1200mm</b>	<b>Up to 1200mm</b>
Cutting Width (mm)	100 / 150 / 200 / 250 / 300	150 / 200 / 250 / 300 / 350
Recommended Flow (lpm)**	55-95	60-115
Motor Type	2K Bell EATON	2K Bell EATON
Max Pressure - Do not exceed**		240 bar @ 60 lpm
Max Flow - Do not exceed**		115 lpm @ 130 bar
Max Continuous Power**		25 kW (34 hp)
Length (mm)	2,160	2,478
Horizontal Height (mm)	802	957
Width (mm)	1,212	1,212
Skid Steer Loader: Std Flow	✓	-
Skid Steer Loader: High Flow	✓	✓
Backhoe	-	-
Excavator: 3.5-8t	-	-

(\*\*) These charts have been created as a guide only.  
Please see back cover for more information.

## GET READY FOR SOME SERIOUS TRENCHING!

DIGGA'S HYDRIVE RANGE OF TRENCHERS FEATURES UNIQUE DRIVE SYSTEM POSITIONING WHICH ALLOWS FOR MORE USABLE HORSE POWER, PROVIDING GREATER EFFICIENCY FOR HIGHLY EXPERIENCED OPERATORS. TWIN SPOIL AUGERS REMOVE FINELY CRUMBLED SPOIL TO BOTH SIDES OF THE TRENCH.



### EARTH

Cup tooth on every second station

Ideal for soft clean ground, clay with no loose rocks or tree roots

### COMBINATION

Combination of Earth and Tungsten teeth

Suitable for most applications. Cuts through hard soils, roots, soft shale and rocky ground


### DIGGATAC

Full Tungsten teeth on every station

Best for rocky hard shale, asphalt and frozen ground

	EARTH	COMBO	DIGGATAC
Mini Bigfoot & Standard Bigfoot	✓	✓	✓
Bigfoot XD1200 & XD1500	✗	✓	✓
Hydrive Standard	✗	✓	✓
Hydrive XD	✗	✓	✓

	EARTH	COMBO	DIGGATAC
Cutting Width (mm)	100-350	100-350	100-350
Digga Trencher Suitability	All	All	All
Soft Ground / Clay	✓	✓	✓
Hard Soil / Roots / Soft Shale / Rocky Ground	-	✓	✓
Rocky Hard Shale / Asphalt / Frozen Ground	-	-	✓



**OVER 40 YEARS OF DESIGN, TESTING**



**AND MANUFACTURING EXPERIENCE**



## DIGGA EUROPE

UNIT 1, NEXUS PARK  
PLENTY CLOSE, NEWBURY,  
ENGLAND, RG14 5RL, UK

PH: +44 (0) 1488 688 550  
MOBILE: +44 (0) 7734 955 015  
EMAIL: INFOUK@DIGGA.COM

[WWW.DIGGAEUROPE.COM](http://WWW.DIGGAEUROPE.COM)



## DIGGA AUSTRALIA

4 OCTAL STREET  
YATALA, QLD, 4207  
AUSTRALIA

PH: +61 (0) 7 3807 3330  
MOBILE: +61 (0) 418 343 241  
EMAIL: INFO@DIGGA.COM

[WWW.DIGGA.COM](http://WWW.DIGGA.COM)



## DIGGA NORTH AMERICA

2325 INDUSTRIAL PARKWAY SW  
DYERSVILLE, IA 52040  
USA

PH: +1 563 875 7915  
CELL: +1 563 845 9166  
EMAIL: INFOUS@DIGGA.COM

[WWW.DIGGAUSA.COM](http://WWW.DIGGAUSA.COM)

